

Government of India

Ministry of Road Transport & Highways
(Chief Engineer - Regional Office, Lucknow)

N.H. Bhawan, Biotech Chowk, Lucknow Ring Road, Vikas Nagar, Lucknow - 226 022
Ph.: (0522) - 2967112, 2738226 (Tele-Fax)

Dated: 07.11.2024

Invitation of public comments

Sub.: Providing NOC for laying underground Sewer Pipe Line on NH-24/NH-29E from km. 87.748 to km. 93.721 (Sonauli-Gorakhpur Section) Gorakhnath ROB to Maheshra bridge at District - Gorakhpur in the state of Uttar Pradesh - Reg

UP Jal Nigam (Urban), Gorakhpur has submitted the proposal for laying underground Sewer Pipe Line on NH-24/NH-29E from km. 87.748 to km. 93.721 at District - Gorakhpur in the state of Uttar Pradesh to Executive Engineer, NH Division, PWD, Gorakhpur for consideration.

2. The above proposal has been examined in this office in light of Ministry guidelines issued vide OM no.RW/NH-33044/29/2015/ S&R(R) dated 22.11.2016 & NH-36094/01/2022-S&R (P&B) dated 24.04.2023. The application shall be put out in the public domain for 30 days for seeking claims and objections (on grounds of public inconvenience, safety and general public interest).

3. In view of the above, comments of the public on the above application (checklist enclosed) is invited to the below mentioned address:

The Chief Engineer - Regional Officer,
Ministry of Road Transport & Highways,
NH Bhawan, Biotech Chowk, Lucknow Ring Road,
Vikas Nagar, Lucknow - 226 022.

Encl.: As above.

Yours faithfully,




(Ritesh Yadav)

Assistant Executive Engineer
for Chief Engineer - Regional Officer

Copy to:

- (i) NIC, New Delhi - for uploading on the Ministry's website.
- (ii) The Chief Engineer (NH), Public Works Department, Nirman Bhavan, 96, M. G. Marg, Lucknow - 226 001.



(Ritesh Yadav)

Assistant Executive Engineer
for Chief Engineer - Regional Officer

CHECK LIST

Guidelines for Executive Engineer for processing the proposal of laying Sewer pipe line, by private parties in the land along National Highway with NH PWD.

Relevant circulars

Ministry Circular No. RW/NH-33044/29/2015/S&R (R) Dated 22.11.2016.


Ministry Circular No. RW/NH-33044/27/2005/S&R(R)(Pt.) Dated 06.08.2013

Check-list for getting approval for laying Sewer pipe line on NH land


S. No.	Item	Information/Status	Remarks
1.	General Information		
1.1	Name and Address of the applicant/Agency	Office of the Executive Engineer, Construction Division Uttar Pradesh Jal Nigam (Urban), Gorakhpur.	
1.2	National Highway Number	NH-24	
1.3	State	Uttar Pradesh	
1.4	Location	District- Gorakhpur	
1.5	(Chainages in KM)	Laying from Km. 87.748 to Km. 93.721 (6121m) on NH-24 (Sonauli - Gorakhpur Section), at Gorakhnath Mandir, District- Gorakhpur in the state of Uttar Pradesh.	
1.6	Length in Meters	6121 m	
1.7.	Width of available ROW		
	(a) Left side from center line towards increasing chainage/km direction	13m	
	(b) Right side from centre line towards increasing chainage/km direction	13m	
1.8	Proposal to lay the Sewer pipe line		
	(a) Left side from centre line towards increasing chainage/km direction	Km. 87.748 to Km. 93.721	
	(b) Right side from centre line towards increasing chainage/km direction	NA	
1.9	Proposal to acquire land		
	(a) Left side from centre line.	Not required	

EXECUTIVE ENGINEER
CONST. DIVISION
U.P. JAL NIGAM (U)
GORAKHPUR

	(b) Right side from centre line.	Not required	
1.10	Whether proposal is in the same side where land is not to be acquired	Not required	
	If not then where to lay the pipe line	Within available ROW	
1.11	Details of already laid services, if any, along the proposed route	No	
1.12	Number of lanes (2/4/6/8 lanes) existing	4-lanes	
1.13	Proposed Number of lanes (2 lanes with paved shoulder/4/6/8 lanes)	---	
1.14	Service road existing or not		
	If yes then which side		
	(a) Left side from centre line.	Does not exist.	
	(b) Right side from centre line.	Does not exist.	
1.15	Proposed Service Road		
	(a) Left side from centre line.	Not proposed	
	(b) Right side from centre line.	Not proposed	
1.16	Whether proposal to lay Sewer pipe line is after the service road or between the service road and main carriageway	Extreme edge of RoW	
1.17	The permission for laying OFC / HT cables/ Sewer pipe line shall be considered for approval/rejection	For approval	
	(i) Where the ROW is more than 45m then the duct cable shall be laid at the edge of right of way within the utility corridor of 2m width, duly keeping in view the future widening.	Extreme edge of RoW	
	(ii) Where land is yet to be acquired for 4-laning and the position of new carriageway has been decided then the cable shall be laid at the edge of right of way within the utility corridor of 2m width, on that side of existing carriageway where extra land is not proposed to be acquired for 4-laning.	Not required	
	(iii) Where the widening plan for 6-laning is not yet decided and available ROW is around 30m or less, a judicious decision would need to be taken for permitting the laying of cable/duct. This could be within 1.5m	4-laning has been completed.	


 EXECUTIVE ENGINEER
 CONST. DIVISION
 U.P. JAL NIGAM (U)
 GORAKHPUR

	to 2 m of utility corridor at the edge of existing ROW, duly keeping in view the possible widening plans.		
	(iv) Where ROW is restricted and adequate only to accommodate the carriageway, central verge, shoulders and drains (e.g. Highways in currying through hilly, rolling terrain) the cable shall be laid clear of the drain.	Plain terrain (Edge of ROW)	
	(v) Where land strip for utility corridor cannot be conveniently earmarked (available ROW restricted to the toe of the embankment) for laying of cable/ducts, the permission may be refused.	available	
1.18	Number of applicants of the same stretch.	Single applicant	
1.19	Whether the case of multiple licenses.	Single	
1.20	If so furnish a joint implement programmer to lay their respective ducts within stipulated time frame.	No	
1.21	If crossing of the road involved If yes, it shall only be through trench less technology	Yes, it shall only be through HDD/manual pipe jacking method	
2.	Document/drawing enclosed with the proposal.		
2.1	Cross section showing the size of trench for open trenching method (Is it normal size of 1.65m deep x 0.5m wide)	Shown in drawing	
2.2	Cross section showing the size of pit location of pipe line for HDD method	NA	
2.3	Strip plan / Route Plan showing the Sewer pipe line, chainage, width of ROW, important mile stone, intersections, cross drainage works etc.	Shown in drawing	
2.4	Mythology of laying of pipe line	enclosed	
2.4.1	Open trenching method. If, yes, methodology of refilling of trench.	Trench less	
2.4.2	Horizontal Directional Drilling (HDD) method	Yes, through HDD/ manual pipe jacking method and	


 EXECUTIVE ENGINEER
 CONST. DIVISION
 U.P. JAL NIGAM (U)
 GORAKHPUR


		open trench method	
2.4.3	Laying Sewer pipe line through CD works and method of laying (Whether to be hung outside parapet)	NA	
3.	Draft license agreement signed by two witnesses	Yes	
4.	Performance Bank Guarantee		
5.	Affidavit/ Undertaking/ from the Applicant for		
5.1	Not to Damage to other utility, if damaged then to pay the losses either to NH PWD or to the concerned agency.	Yes, enclosed	
5.2	Renewal of Bank Guarantee.	NA	
5.3	Confirmation all standard condition of NH PWD guidelines.	Yes, enclosed	
5.4	Shifting of Sewer pipe line as and when required by NH PWD.	Yes, enclosed	
5.5	Shifting due to 6-laning / widening of NH.	Yes, enclosed	
5.6	Indemnity against all damages and claims clause (xxiv)	Yes, enclosed	
5.7	Traffic movement during laying of CS pipe line to be managed by the applicant	Yes, enclosed	
5.8	If any claim is raised by the Concessionaries, then the same has to be paid by the applicant.	Yes, enclosed	
5.9	Certificate for 6-laning from the applicant in following format. "We do undertake that I will relocate service road/approach road/utilities at my own cost notwithstanding the permission granted within such time as will be stipulated by NH PWD for future six-laning or any other development."	Yes, enclosed	
6.	Affidavit /Power of Attorney in favor of authorized signatory.	Affidavit enclosed	
7.	Copy of DOT license	No, Sewer pipe line	
8.	Certificate from the Executive Engineer	Yes, enclosed	

EXECUTIVE ENGINEER
CONST. DIVISION
U.P. JAL NIGAM (U)
GORAKHPUR

8.1	Certificate from confirming of all standard condition issued vide Ministry Circular No. RW/NH-33044/27/2005/S&R(R)(Pt.) dated 7/8/2013 & dated 22.11.2016	Yes	
8.2	Certificate for 4-laning from EE in the following format	Already 4-lane	
	(a) Where feasibility is available "I do certify that there will be no hindrance to proposed 6-laning base on the feasibility report considering proposed structure at the said location. (b) In case feasibility report is not available "I do certify that sufficient ROW is available at site for accommodate proposed 6-laning".	NA NA	
9	As per guidelines license fee shall be charged.	Department will pay fee after issuing demand note	
10	If NH section proposed to be taken up NH PWD on BOT basis -a clause in para 17 to be inserted in the agreement. "The permitted Highway on which Licensee has been granted the right of way to the concessionaire under the concession agreement for uo-gradation of [... Section From Km.....to kmof NH PWD No..... on Build, Operate and Transfer Basis]	NA	
11	Who will supervise the work of laying of Sewer pipe line	Office of the Executive Engineer, Construction Division Uttar Pradesh Jal Nigam (Urban), Gorakhpur.	
12	Who will ensure that the defects in road portion after lay of Sewer pipe line are corrected and if not corrected then what action will be taken.	Office of the Executive Engineer, Construction Division, Uttar Pradesh Jal Nigam (Urban), Gorakhpur.	
13	Who will pay the claims for damages' done/disruption in working of concessionaire if asked by the Concessionaire.	Office of the Executive Engineer, Construction Division Uttar Pradesh Jal Nigam (Urban), Gorakhpur.	
14	A Certificate from EE that he will enter the proposed permission in the	Yes	

42
EXECUTIVE ENGINEER
CONST. DIVISION
U.P. JAL NIGAM (U)
GORAKHPUR

	register of records of the permissions in the prescribed Performa (copy enclosed) issued vide Ministry Circular RW/NH-33044/29/2015/S&R(R)(Pt.) Dated 22/11/2016		
15	If any previous approval is accorded for after lay of Sewer pipe line then photocopy if register of records of permissions accorded as maintained by EE (as per Ministry Circular RW/NH-33044/29/2015/S&R(R)(Pt.) Dated 22/11/2016) as referred in para 13 above is enclosed or not.	NA	


 EXECUTIVE ENGINEER
 CONST. DIVISION
 U.P. JAL NIGAM (U)
 GORAKHPUR